

LINKING THE WORLD TO
THE FUTURE OF SOLAR



NEW JUPITER SERIES

280 - 305W


MONOCRYSTALLINE

With the first Monocrystalline power plant being built 30 years ago, and continuing to run to date, this is why we are an advocate of monocrystalline solar technology.

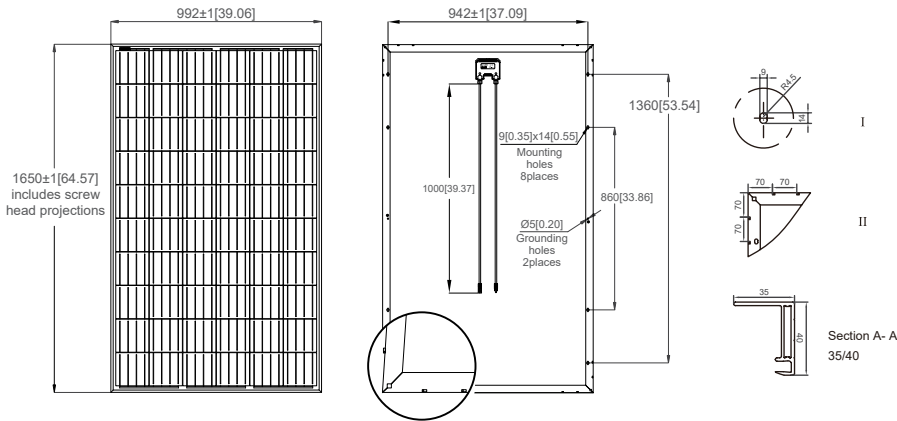
Link Energy selected Monocrystalline as its primary product due to its longevity effectiveness and better return of investment.

FEATURES

- Certified to withstand increased snow loads of up to 5400pa
- Outstanding Low Light Performance with 5BB Mono Cells
- 35mm Anodized Aluminum Alloy Frame
- Self-Clean Glass Surface (at min. 10-degree pitch)
- IP67 Junction Box

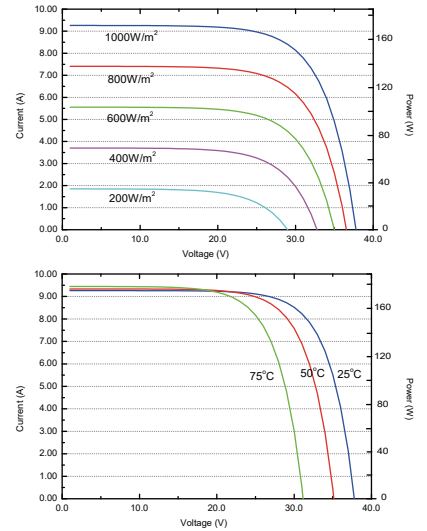


MECHANICAL DETAILS



Dimensions in brackets are in inches.
Un-bracketed dimensions are in millimeters.
Unit: mm[in.]

I-V CURVES



ELECTRICAL DATA

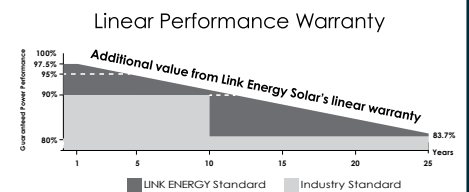
ELECTRICAL DATA (STC)	PERC	PERC	PERC	PERC
Max Power Output -P _{MAX} (Wp)	280	290	295	300
Power Output Tolerance-P _{MAX} (W)			±3%	
Maximum Power Voltage-V _{MPP} (V)	32.20	32.40	32.53	32.65
Maximum Power Current-I _{MPP} (A)	8.70	8.95	9.07	9.19
Open Circuit Voltage-V _{OC} (A)	39.13	39.33	39.78	39.77
Short Circuit Current-I _{SC} (A)	9.33	9.65	9.65	9.70
Short Circuit Current Tolerance			±2%	
Open Circuit Voltage Tolerance			±4%	
Module Efficiency η _m (%)	17.11%	17.72%	18.02%	18.33%

*STC: Irradiance 1000 W/m², Cell Temperature 25°C, Air Mass AM1.5.

MECHANICAL DATA

Solar Cells	Monocrystalline 156.75 × 156.75 mm (6 inches)
Module Dimensions	60 cells (6x10)
Cell Orientation	1650 x 992 x 40/35mm
Weight	18.5kg / 17.5kg
Glass	Tempered Glass, Thickness: 3.2(mm)
Designed Mechanical Load & Safety Factor	Positive: 3600Pa, 1.5 (Snow) Negative: 1600Pa, 1.5 (Wind)
Frame	Silver
Backsheet	White
J-Box	IP67
Cables	Product Brand: Ningbo Shihe New Energy Technology Co., Ltd / Wuxi Vlead Photoelectric Technology Co., Ltd. Product Model: H1Z222-K, 1 X 4.0mm ;1500 V DC, -40 to +90
Connector	Product Brand: Ningbo Shihe New Energy Technology Co., Ltd. Product Model: DJ2011-4 IP68 1500V DC 30A

LINEAR PERFORMANCE WARRANTY



MAXIMUM RATINGS

Operational Temperature	-40~+85°C
Maximum System Voltage	1500V DC (IEC)
Max Series Fuse Rating	15A

TEMPERATURE RATINGS

Nominal Operating Cell Temperature (N _{OC} T)	44°C(± 2°C)
Temperature Coefficient of P _{MAX}	- 0.39%/°C
Temperature Coefficient of V _{OC}	- 0.29%/°C
Temperature Coefficient of I _{SC}	0.05%/°C